



RESIDENTIAL ENGINEERING
GEOTECHNICAL ENGINEERING
BUILDING SURVEYING
STRUCTURAL INSPECTIONS
ENERGY ASSESSMENTS
CIVIL ENGINEERING
BUSHFIRE ATTACK LEVELS
REGIONAL SERVICES
LABORATORY



Project: Meath Care, Kingsley

CAPABILITY STATEMENT
WESTERN AUSTRALIA

Table of Contents

| | |
|---------------------------|-------|
| Contact Our Team | 3 |
| What Sets Us Apart | 4 |
| National Fact Sheet | 5 |
| Commitment To Our Clients | 6 |
| The Way We Work | 6 |
| Our Disciplines | 7-11 |
| Project Profiles | 12-13 |
| Our Locations | 14 |

Contact Our Team

Whether you would like to make an enquiry or want to learn more about our services, contact a member of our team today.



Chief Executive Officer
John Gelavis
+61 428 884 392
john.gelavis@strucsterre.com.au



Residential Division Manager
David Lanigan
+61 427 988 454
dlanigan@strucsterre.com.au



Geotechnical Division Manager
Mel Castle
+61 417 182 461
mcastle@strucsterre.com.au



Building Surveying Manager
Nicholas Cawson
+61 8 9205 4500
nicholas.cawson@strucsterre.com.au



Inspect & Investigate Division
Manager
Shane Just
+61 409 208 089
sjust@strucsterre.com.au



Structural Consulting Section
Manager
Paul Colley
+61 488 114 894
pcolley@strucsterre.com.au



Civil Section Manager
Daniel Blazeski
+61 408 009 221
dblazeski@strucsterre.com.au



Laboratory Manager
Wayne Rozmianiec
+61 437 807 125
wayne.rozmianiec@strucsterre.com.au



Regional Division and South West
Manager
Greg Hamilton
+61 419 042 064
ghamilton@strucsterre.com.au



WA Business Development
Manager
Darryl Munro
+61 407 648 280
darryl.munro@strucsterre.com.au

What Sets Us Apart

Backed by over 40 years of company experience and with over 450 team members Australia wide, we offer clients a comprehensive range of professional services, for all types of projects.

From our establishment in Perth WA, Structerre has expanded to become a truly national company, providing value adding professional services across a range of disciplines. It is ultimately our experience, our people and our commitment to our clients that continue to be behind our company's growth.

From a diverse pool of professional services including residential design, building surveying, forensic inspections, geotechnical work, energy compliance, commercial work & civil design, our team of professionals work closely with our clients to provide cost effective solutions in a highly efficient manner.

Our clients include exclusive builders, home owners, contractors and developers, property managers, architects, government bodies and construction and resource companies.

The strength of our business lies in our people. Their skills, dedication, and ability to provide reliable and cost effective advice is the benchmark our business is built upon.



NATIONAL FACT SHEET

EST. 1980 Established in 1980 by Managing Director Gervase Purich, Strutterre Consulting is a company built on the foundations of cost effective, sustainable and innovative engineering solutions.

CLIENT FOCUSED

We provide a client focused approach and make understanding your business our business.

OVER




STAFF NATIONWIDE

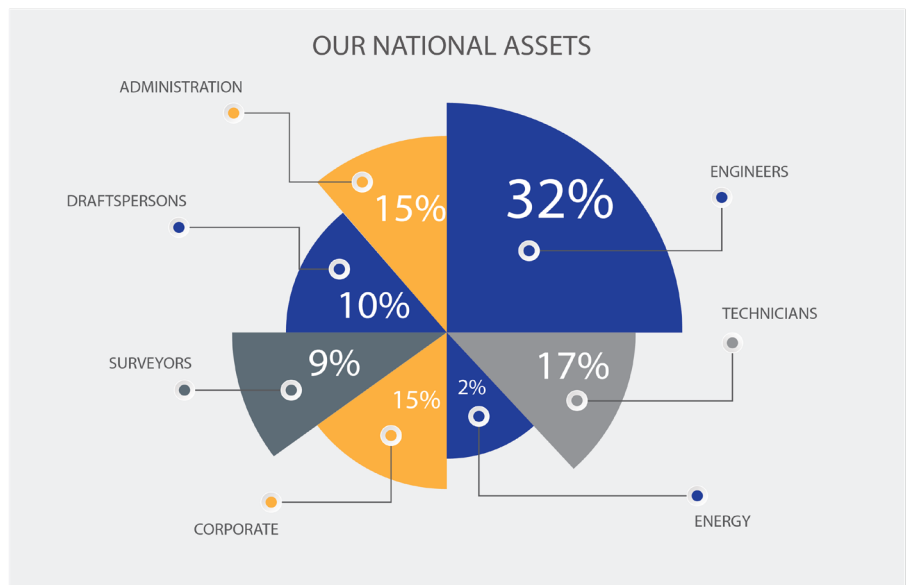
We believe that by supporting our team they in turn provide a high level of on-going support to our clients. With over 450 staff nationwide, we provide our clients with a wide range of capabilities and an exemplary service.



RESEARCH & *innovation*



Our on-going investment in research and innovation has led to the creation of an exclusive service range advancing building techniques. And we are market leaders in finding smarter ways to work.



At Strutterre, our people are our greatest asset. We invest in creating a working culture that nurtures development and awards both professional and personal achievement.

With a number of specialist divisions, Strutterre is able to offer a **multi-disciplinary service** and has a client base that spans from major project builders, to commercial developers, as well as the homeowner. Our fully coordinated service means we can provide clients with a one-stop shop experience.

RESIDENTIAL
BUILDING SURVEYING
STRUCTURAL INSPECTIONS
GEOTECHNICAL
ENERGY
CIVIL DRAINAGE
LABORATORY



Commitment To Our Clients

Our professionals have a wealth of collective knowledge and experience, providing clients with a broad range of professional services tailored for the West Australian market. We positively contribute back to our clients' bottom line by supplying sustainable, innovative and cost effective engineering and professional services. Whether you have a residential, industrial or land development project, we have the expertise and skills to make it a success.

Since our establishment in 1980, StrucTerre has worked for a wide variety of clients including exclusive builders, homeowners, some of Australia's foremost contractors and developers, and Local, State and Federal Government bodies.

We have successfully completed a broad range of projects ranging from everything to do with residential properties, townhouses and aged care facilities, through to multi-level commercial, residential and industrial projects. Whatever your project, we are here to help.

The Way We Work

We understand that each one of our clients has different needs, which is why we work hard on building good relationships. We believe in providing on-going support and encourage our employees to go the extra mile to achieve this, which is what makes us stand out.

Quality reviews of our work are undertaken regularly to ensure that as a company, we are consistently surpassing expectations. Whilst all projects are reviewed before completion, selected projects are also reviewed after completion to maximise our knowledge and efficiency, not just across our WA offices but across our offices nationwide.

It is part of our commitment to provide a safe working environment for all staff in the office, and on site. StrucTerre is committed to Safety in Design, referring to the integration of hazard identification and risk assessment methods early in the design process to eliminate the risks of injury in construction.



Residential Engineering

Our Residential team can provide design & documentation for a broad spectrum of residential building projects. Our experience & knowledge has enabled us to fine tune our delivery so that we can offer rapid & cost effective solutions with a high level of client service. With the residential market being our core focus, we have developed an array of services to complement what we have become markets leaders in.

- Single storey design
- Retaining walls
- Pools
- Fences
- Patios
- Roof tie downs, column and pile details
- Modular design
- Insulated panel design
- Roof frame systems
- Roof take offs
- Cyclonic designs
- Multi storey design
- Class 2 structures
- Day care centres

Geotechnical Engineering

Our Geotechnical team conducts field investigations and testing, onsite laboratory testing of soil material and other exploratory work for residential, commercial, land development, and industrial developments. Our in-house (NATA accredited) material testing laboratory allows us to provide a punctual and reliable service whilst delivering accurate results at all times.

- Compaction testing
- Compaction control testing in accordance with Australian Standards
- Site classifications (including wind classification)
- Site investigation & assessments, in-situ testing & sampling
- Geotechnical & forensic investigations for cracked buildings
- Geotechnical observation of excavations during earthworks construction



Building Surveying

Our Building Surveying team provides advice and the required certification in relation to compliance with the Building Code of Australia for all new residential and commercial building work, existing unauthorised structures and strata titled properties.

- Building certification for residential and commercial developments
- Design consultation and provision of advice to achieve BCA compliance
- Technical BCA advice for residential and commercial work
- Training on Building Code interpretations
- Technical advice notes for BCA compliance
- Advice on Local Government processes and obtaining approvals
- Statutory requirements and obligations to obtain building approval
- Occupancy certification and sign off on commercial buildings
- "Start to finish" approach to the council approval process
- Inspecting and reporting on BCA compliance of existing unauthorised structures and recently constructed structures

Structural Inspections

Our Structural Inspections team can assist with compliance inspections and provide construction and other related advice. Our experienced team is trained to deal with a high volume of work with a quick response time, giving our clients a rapid service coupled with practical solutions.

- Footing, foundation, slab & frame certification
- Retaining wall certification
- Dilapidation survey reports
- Construction problem solving, including remedial solutions
- Forensic investigation
- Defect inspection & reports
- Unauthorised structure assessments & certification
- Certification of prepared steel layout of suspended slabs
- Compliance inspections
- Structural pre-purchase inspections
- Building assessments
- Solar panel inspections
- Roof frame inspections
- Shop front inspections
- Virtual inspections



Energy Assessments

Our Energy department ensures your residential project will meet or exceed the 6 star energy requirements or achieve compliance through an alternative solution. We also can provide compliance outcomes for all commercial projects. Our team has experience with every type of building, covering all construction types which allows us to always provide the most cost effective and suitable compliance outcomes for your project.

RESIDENTIAL

- Class 1, 2 & 4 - House Energy Ratings
- Class 1 - Alternative Solutions
- Class 1 - Elemental Provisions
- Class 1 - Alterations & Additions Protocols
- Class 1 - Performance Solutions
- 6 Star & Thermal performance review analysis

COMMERCIAL

- Passive solar design advice
- NCC compliance letters
- Class 3 & 5 to 9 - Section J
- Class 3 & 5 to 9 - JV3 Alternative Solution

Civil Engineering

Our civil designers are specialised in the design of efficient and cost-effective stormwater drainage systems for housing, commercial, industrial buildings and multi-unit developments. Our team can assist with any subdivision work, from conceptual and feasibility studies to detailed design, contract documentation and construction supervision.

- Stormwater drainage systems tailored to site and council requirements; gravity drainage, and pump systems.
- On-Site Retention (OSR) and On-Site Detention (OSD) systems with control rate of runoff where required.
- Driveway grading to AS 2890.1
- Pavement designs and details
- Sewer (gravity, pump & vacuum) and water extensions in accordance with the Water Corporation's design standards
- Project management
- Site inspections and certifications
- Earth retaining designs
- Site soil evaluation for onsite wastewater



Bushfire Attack Level (BAL) Assessment

When constructing buildings in bushfire prone areas, we can attend site and provide an assessment in accordance with AS3959 to provide design advice on construction. The BAL is determined by assessing the surrounding vegetation types and proximity to the proposed structure, as well as the effect of the slope of the site. This provides the structural engineers with site-specific information to design the structure to reduce your risk of ignition from bushfires.

Regional Offices

Our Regional Offices, based in Albany, Bunbury and Geraldton, were created to provide our comprehensive range of services to our clients based outside of the Perth region. Our intent is to provide the expertise and services of our Perth Office through our locally based teams to assist with all our clients needs. Local staff supporting local business.

- Residential
- Geotechnical
- Building Surveying
- Structural Inspections
- Energy
- Civil
- Structural Consulting
- Bushfire Attack Level Assessment
- Laboratory



Laboratory

Our fully equipped, in-house NATA accredited laboratory enables us to conduct materials testing and analysis on samples to provide information that can determine foundation design. We perform particle size distribution, Atterberg and liquid limit testing, sand-pad suitability and compaction control of fill materials. Satisfy council requirements and speed up your building process with our fast turnaround times and mobilisation to site. Our Laboratory and Field services section specialises in:

NATA Compaction Testing (based on AS Test Method)

- Field Nuclear Density Meter and Moisture Content
- Laboratory Standard and Modified Maximum Dry Density test
- Field Perth Sand Penetrometer Testing AS1289.6.3.3
- Field Sand Penetrometer Correlation

NATA Compaction Testing (based on MRWA Test Method)

- Field Nuclear density Meter and Moisture Content
- Laboratory Modified Maximum Dry Density test

Laboratory Testing Based on Australian Standard and MRWA Method

- Particle Size Distribution (PSD)
- Plasticity index (PI) and Linear Shrinkage
- Californian Bearing Ratio
- PH of Soils (pH)
- Organise Content by Loss of Ignition (LOI)



MEATH CARE COMMERCIAL & CIVIL AGED CARE

\$120m
BGC Construction
Kingsley WA

4-storey including basement with 125 beds, 28 independent villas and clubhouses. The design included load bearing masonry and in-situ slabs.



ARMADALE SHOPPING CENTRE COMMERCIAL INDUSTRIAL

\$30m
Meyer Shircore & Associates
Armadale WA

Redevelopment and 8000m2 expansion including 58 specialty stores, showroom and cinemas.



MEDINA PALACE COMMERCIAL COMMERCIAL

\$27m
Premier Building Solutions
Perth WA

16-storey hotel and apartments preserving a heritage façade. Utilised contemporary curved precast concrete.



WEBB & BROWN NEAVES OFFICES COMMERCIAL & GEOTECHNICAL COMMERCIAL

\$3.5m
ABN Group
Osborne Park WA

Includes polished and off form concrete wall panels and 6 metre 'alucabond' clad entry awning and expansive open glass façades.



NORTHAMPTON LEAD TAILINGS PROJECT INSPECTIONS CIVIL

Merit Consulting Group
Northampton WA

Dilapidation reports on 120+ properties before and inspections after works completed, area had potential contamination from lead tailings



BALDIVIS LIBRARY & COMMUNITY CENTRE COMMERCIAL & GEOTECHNICAL INDUSTRIAL

\$11.5m
Site Architecture Studio
Baldivis WA


Library and community centre, equipped with meeting and training rooms, children's and parent's meeting area, gaming station and two media centres.



CLOUDBREAK MINE SITE STRUCTURAL MINING

Fortescue Metal Group
Newman WA

Structural documentation for the 60m x 20m x 12m steel framed shed structure which formed part of the infrastructure on the Mine Site.




EASTERN BREAKWATER ENTERTAINMENT PRECINCT STRUCTURAL COMMERCIAL

Blackwell and Associates
Eastern Breakwater WA

Large shade structure and viewing platform utilising steel tube sections up to 16m high


Perth WA - Head Office

1 Erindale Rd,
Balcatta,
Western Australia 6021

 +61 8 9205 4500
perth@structerre.com.au

Malaga WA

44 Crocker Street,
Malaga,
Western Australia 6090

 +61 8 9205 4500
perth@structerre.com.au

Albany WA

5/28-30 Prior Street,
Albany,
Western Australia 6330

 +61 8 9841 1315
albany@structerre.com.au

Bunbury WA

Unit 2, 17 Symmons St,
Bunbury,
Western Australia 6230

 +61 8 9721 1733
bunbury@structerre.com.au

Geraldton WA

PO Box 792,
Balcatta,
Western Australia 6914

 +61 8 9923 9078
geraldton@structerre.com.au


Melbourne VIC

Building 2, Ground Floor,
630 Mitcham Road,
Mitcham, Victoria 3132

 +61 3 8872 6999
melbourne@structerre.com.au


Geelong VIC

Unit 2, 228 Pakington Street,
Geelong West,
Victoria 3218

 +61 3 5229 0972
geelong@structerre.com.au

Sydney NSW

70 Antoine Street,
Rydalmere
New South Wales 2116

 +61 2 9475 3000
sydney@structerre.com.au

Byron Bay NSW

5/61 Centennial Circuit,
Arts & Industrial Estate,
Byron Bay
New South Wales 2481

 +61 2 6680 7510
admin@nrsce.com.au

Yamba NSW

Unit 7-11, 18 Coldstream Street,
Yamba,
New South Wales 2464

 +61 437 904 790
admin@nrsce.com.au

Brisbane QLD

1110 Kingsford Smith Drive,
Eagle Farm,
Queensland 4009

 +61 7 3307 8300
brisbane@structerre.com.au